


SM15 - Series Earth Leakages

The SM15 is a single phase heavy duty industrial earth leakage circuit breaker available as a surface mount and CBI Mini rail mount device. This earth leakage circuit breaker is available with earth leakage sensitivity of 30, 100, 250, 500 and 1000 mA.



SM15A
Mini Rail & Surface Mount

Features

- Hydraulic-magnetic technology
- 100% rating capability, independent of ambient temperature
- VC 8035 compliant
- AS/NZS 3190 compliant
- Immune to pulsating DC load current
- Operating Voltage 110 and 240 Vac
- Ratings 10 to 100 A
- Earth Leakage sensitivity 30 mA, 100 mA, 250 mA, 500 mA, 1000 mA, **Type A**
- Single pole plus switched neutral earth leakage protection
- Precision tripping characteristics
- Can be switched on immediately after tripping
- Suitable to use for electrical isolation

Applications

- Mining, heavy industrial and commercial applications requiring high sensitivity earth leakage protection from electrical shock and fire hazards

Approvals

VC 8035

AS/NZS 3190

Hydraulic-Magnetic Circuit Breakers 100% rated, unaffected by ambient temperature

SM15 - Series Earth Leakages

Technical Data

Product Type	SM15
Approvals	VC 8035
Number of Poles	1+N
Standard Ampere Ratings	10 to 100 A
Sensitivity	30 mA
Rated Voltage	110 Vac and 240 Vac
Ultimate S/C Breaking Capacity (Icu)	5 kA
Time Delay Curves	2

Product Type	SM15
Approvals	AS/NZS 3190
Number of Poles	1+N
Standard Ampere Ratings	10 to 100 A
Sensitivity	100 mA, 250 mA, 500 mA, 1000 mA
Rated Voltage	240 Vac
Ultimate S/C Breaking Capacity (Icu)	6 kA
Time Delay Curves	2

Product Type	SM15
Operating Temperature Range	-40 °C to +85 °C
Mounting Options	CBI Mini rail, surface mount
Time Delay Curves	2
Endurance	1500 electrical operations (AS/NZS 3190)
Dielectric Strength	1480 V (single pole) / 1830 V (multi pole), 50 Hz for one minute after testing
Weight	500 g per pole (unpacked)
Humidity	35 to 85% relative
Altitude	Certification tests done at altitude ~ 2000 metres. Will operate at higher altitudes.
Shock	16 G (IEC 60068-2-27)
Vibration	2 G (IEC 60068-2-6) (sinusoidal wave)
Flammability	I3 - Ignition does not persist at 850 °C after glow wire is withdrawn with an oxygen index of ≥ 28
Toxicity	F1 - Smoke index of ≤ 20 which determines the fume class
Pollution Degree	PD2 - Normally only non-conductive pollution occurs. Temporary conductivity caused by condensation is to be expected.

Earth Leakage	Wire Size (IEC)	Torque (IEC)	Comments
1+N	0.75 mm ² - 35 mm ²	2.5 Nm	Pozidriv #2 Combi head

SM15 - Series Earth Leakages

Long Code

Example Code: SM-15-A--2-100A-100mA-240V

Group	1	2	3	4	5	6	7	8	9	10
Requirement	S Frame	Type M	1 pole + N	Overload	No auxiliary	Medium delay curve 2	Current rat- ing 100 A	Sensitivity 100 mA	Voltage 240 Vac	No special termination
Long Code	S	M	15	A	-	2	100A	100mA	240V	-

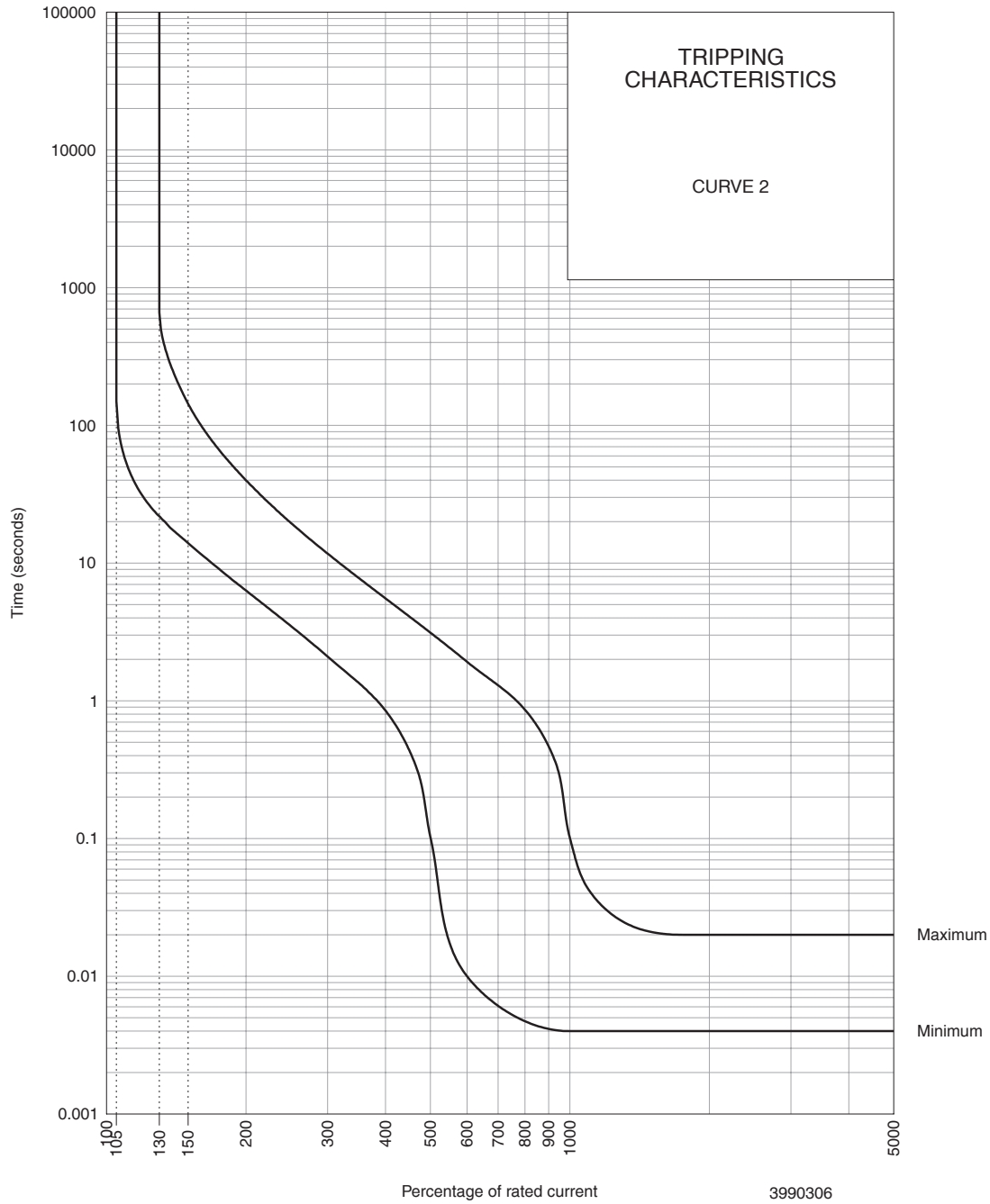
Ordering Information

Group 1: Frame Type	Code	Description	Comments
	S	65 mm wide earth leakage	
Group 2: Product Type	Code	Description	Comments
	N	110 Vac, 5 kA	
	M	240 Vac, 6 kA	
Group 3: No of Poles	Code	Description	Comments
	15	Single pole plus switched neutral (1+N)	SM15
Group 4: E-L Type	Code	Description	Comments
	A	Overload	White and green handle
Group 5: Auxiliary / Additional Pole	Code	Description	Comments
	-	Not applicable	
Group 6: Time Delays	Code	Description	Comments
	2	Medium time delay	
Group 7: Current Ratings	Code / Description		Comments
	10, 15, 16, 20, 30, 40, 45, 50, 60, 80, 100 A		SM15 Ratings available vary depending on certification * Other ratings are available as special orders. Check availability.
Group 8: Sensitivity	Code	Description	Comments
	K	30 mA	Standard
	M	100 mA	Standard
	N	250 mA	Standard
	O	500 mA	Standard
	R	1000 mA	Standard
Group 9: Voltage	Code	Description	Comments
	110 V	110 Vac	
	240 V	240 Vac	
Group 10: Special Termination	Code	Description	Comments
	-	No special termination	

For options not listed, please contact CBI

SM15 - Series Earth Leakages

Time Delay Curve

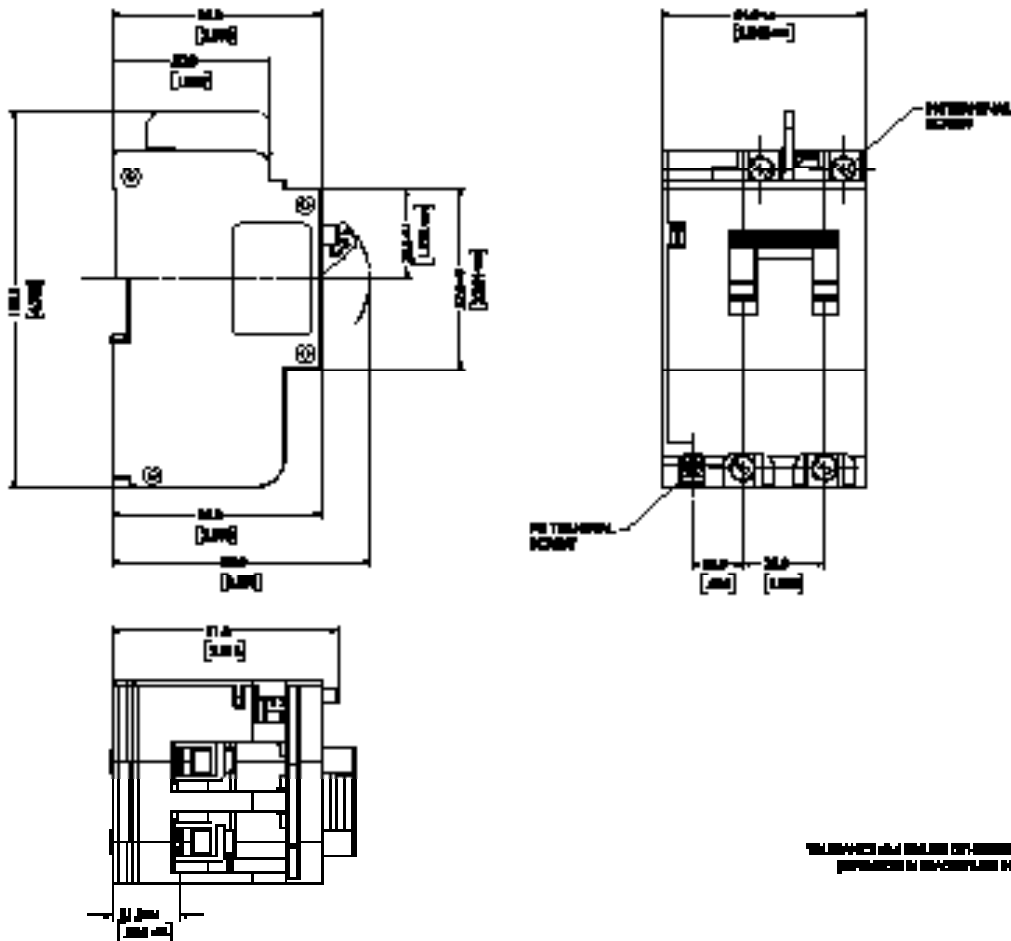


PERCENTAGE OF RATED CURRENT	105%	130%	145%	150%	200%	300%	400%	500%	600%	700%	800%	900%	1000%	2000%
MINIMUM TRIP TIME IN SECONDS	NO TRIP	22	15.4	14	6.3	2.1	0.85	0.1	0.001	0.006	0.005	0.041	0.004	0.004
MAXIMUM TRIP TIME IN SECONDS	NO TRIP	660	180	144	40	12	5.5	3	1.92	1.3	0.86	0.47	0.1	0.02

* The published time delay curves are generated at 30°C ambient temperature with the Circuit Breaker mounted in the up-right position. The “must hold”, “must trip” and “instantaneous trip” current values are not affected by temperature, although delay time for the other operating current values may have to be adjusted using the temperature compensation curve which is available on request.

SM15 - Series Earth Leakages

Outline Dimensions: Mini rail & Surface mount



TECHNICAL DRAWING OF DEVICE SHOWN
APPROXIMATE DIMENSIONS ONLY

Please review our Customer Terms and Conditions on www.cbi-lowvoltage.co.za

All rights reserved. Unless otherwise indicated, all materials on these pages are copyrighted by CBI (Pty) Ltd. No part of these pages, either text or image may be used for any purpose other than personal use. Therefore, reproduction, modification, storage in a retrieval system or retransmission, in any form or by any means, electronic, mechanical or otherwise, for reasons other than personal use, is strictly prohibited without prior written permission. CBI (Pty) Ltd reserves the right to alter any details of this document without notice and while every effort is made to ensure the accuracy of the content, no warranty is given as to the accuracy of this document and no responsibility will be accepted for error or misinterpretation and any resulting loss.

AUSTRALIA

CBI-electric: Australia
27 Wedgewood Rd, Hallam
Victoria 3803 Australia
Tel: +61 3 8752 9300
Fax: +61 3 9796 5407
Email: sales@cbi-electric.com.au
Website: www.cbi-electric.com.au

INDIA

CBI-electric: Asia
A1, Pushpagiri Residency, 1st Cross
2nd Main, Jyothi Nagar, B.G Road
Bengaluru 560083, India
Tel: +91-9880553153
Email: salesasia@cbi-electric.com
Website: www.cbibreakers.com
Website: www.cbi-lowvoltage.com

SOUTH AFRICA

CBI-electric: low voltage
Tripswitch Drive Elandsfontein
Gauteng South Africa
Tel: +27 11 928 2000
Fax: +27 11 392 2354
Email: cbi@cbi-electric.com
internationalsales@cbi-electric.com
Website: www.cbi-lowvoltage.com

USA

CBI-electric: North America
35 E. Uwchlan Ave Suite 328
Exton PA 19341 USA
Tel: +1 610 524 9949
Fax: +1 610 524 9945
E-mail: info@cbibreakers.com
Website: www.cbibreakers.com